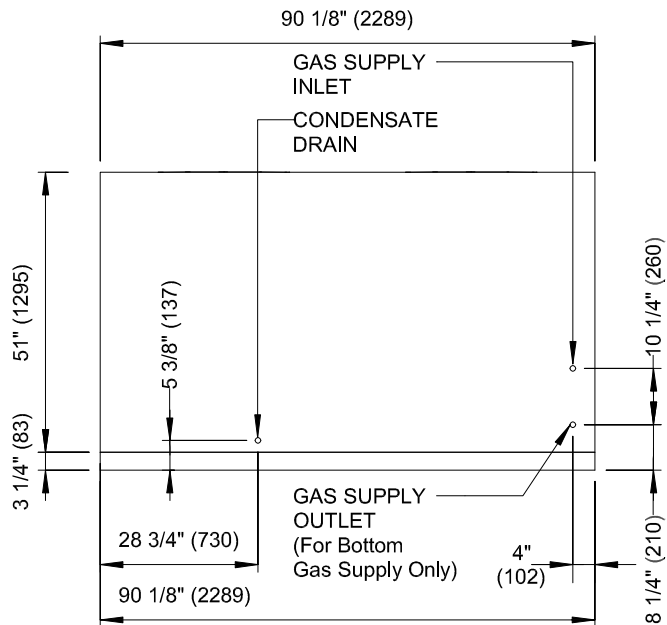
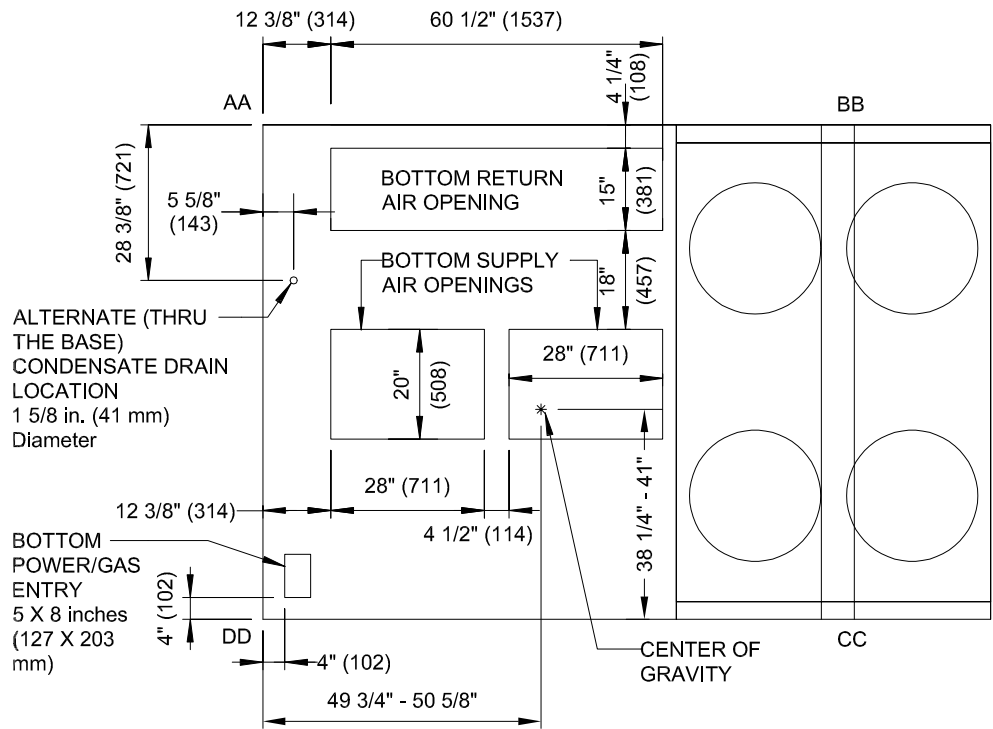


Note: 210-240-300 sizes shown



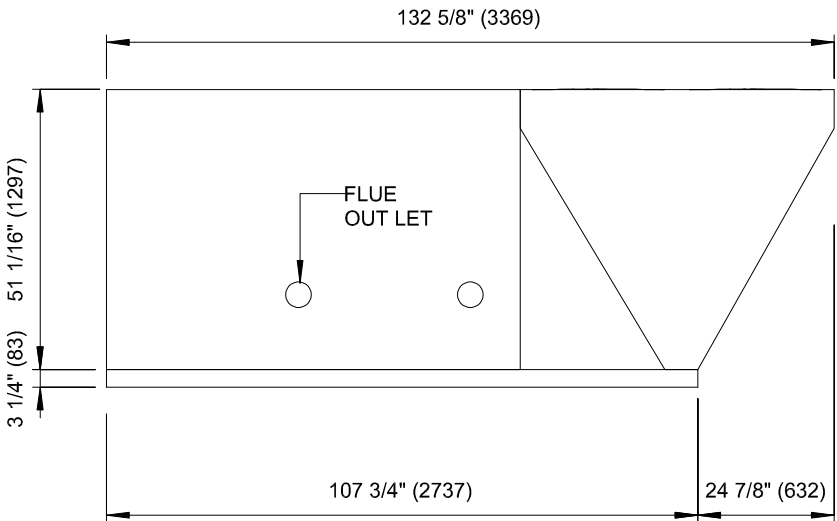
END VIEW




TOP VIEW (Base)

1 Unit Clearance	A		B		C		D		Top Clearance
	in.	mm	in.	mm	in.	mm	in.	mm	Unobstructed
Service Clearance	60	1524	36	914	36	934	66	1676	
Clearance to Combustibles	36	914	1	25	1	25	1	25	
Minimum Operation Clearance	45	1143	36	914	36	914	41	1041	

NOTE - Entire perimeter of unit base requires support when elevated above the mounting surface.
1 Service Clearance - Required for removal of serviceable parts.
Clearance to Combustibles - Required clearance to combustible material.
Minimum Operation Clearance - Required clearance for proper unit operation.



FRONT VIEW



Model L Packaged Gas Heat w/ Electric Cooling, Ultra-High Efficiency Rooftop Units

Series: Model L Nominal Cooling Capacity (Tons): 13-25 Ton

Model: LGM

LGM

Scale: N.T.S.